



AMPHENOL PCD



SFBC

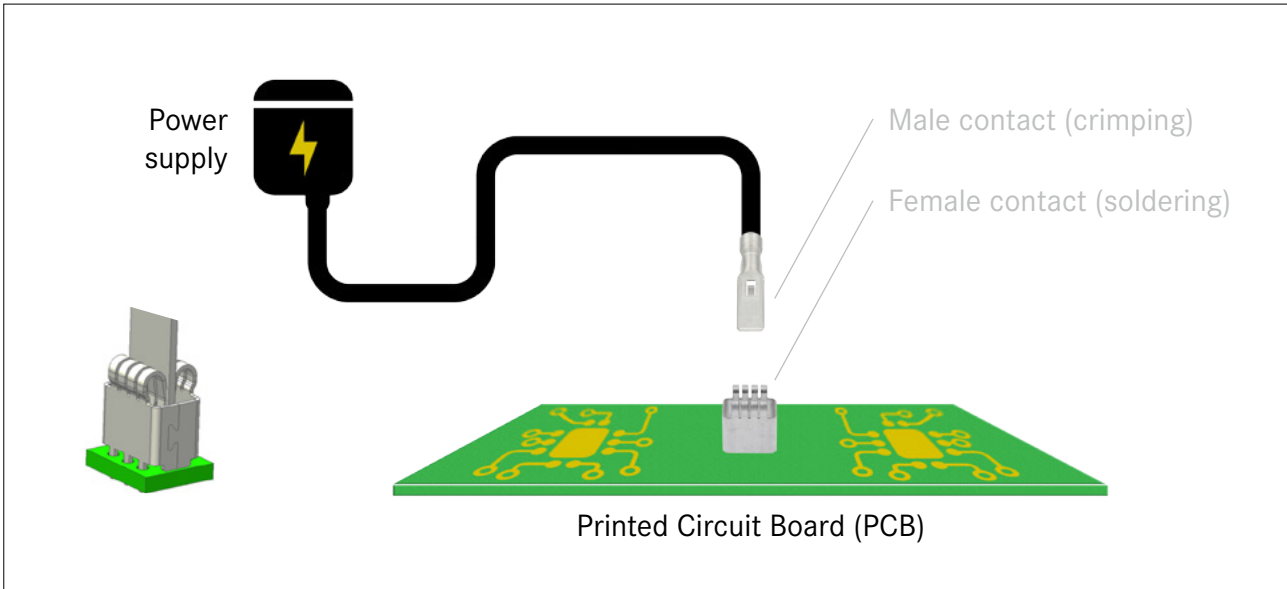
HIGH-CURRENT CONTACTS

Ref. No: SFBC-0626

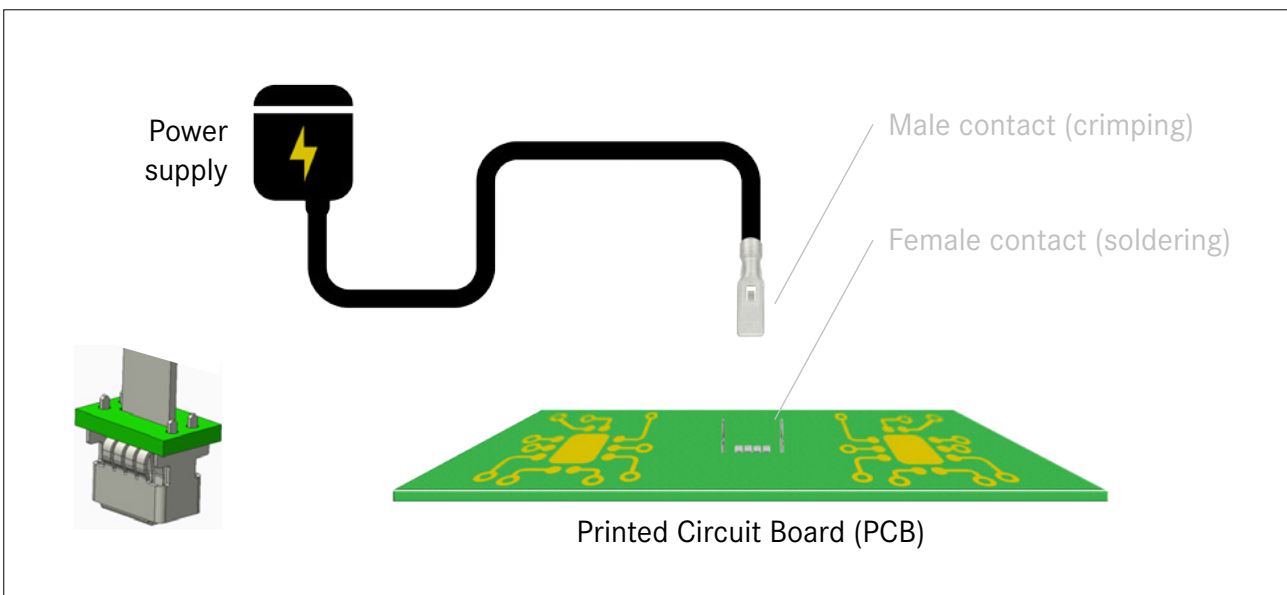
www.amphenolpcd.com.cn

HIGHPOWER @ AMPHENOL
TRUSTED GLOBALLY

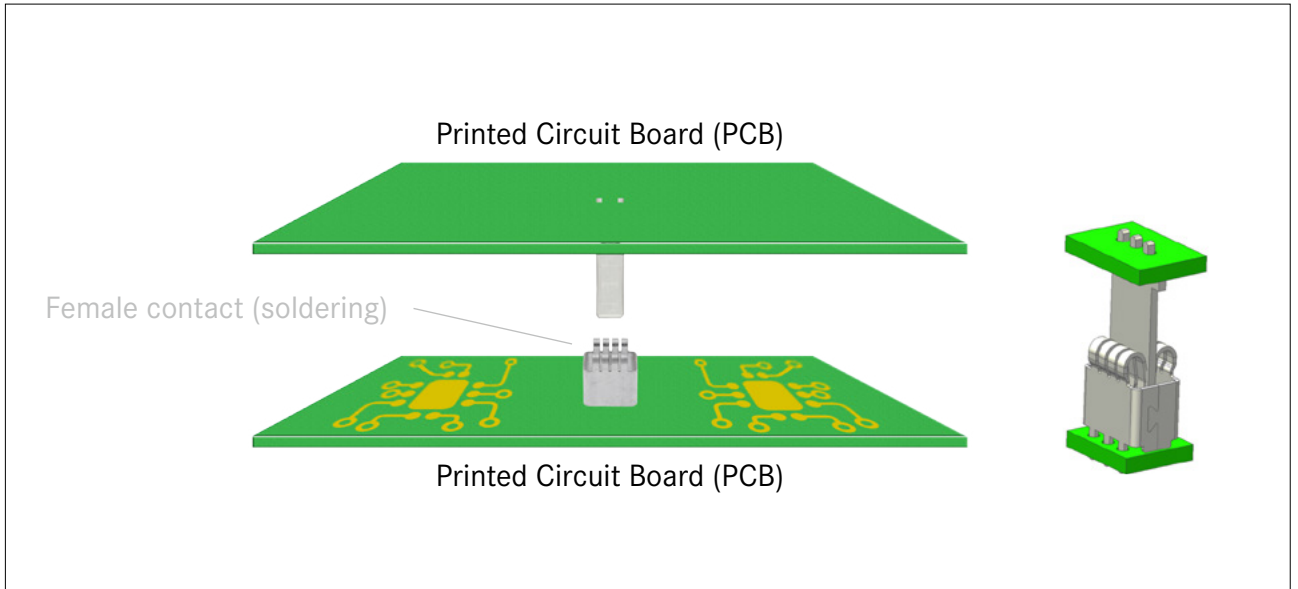
USE CASES	2
P01BS00377	6
P01BS00653	7
P01BS00113	8
P01BS00114	9
P01BS00041	10
P01BS00591	11
P01BS00335	12
P01BS00637	13
P01BS00040	14
P01BS00118	15
P01BS00378	16
P01BS00738	17
P01BS00197	18
P01BS00198	19
P01BS00201	20
P01BS00202	21



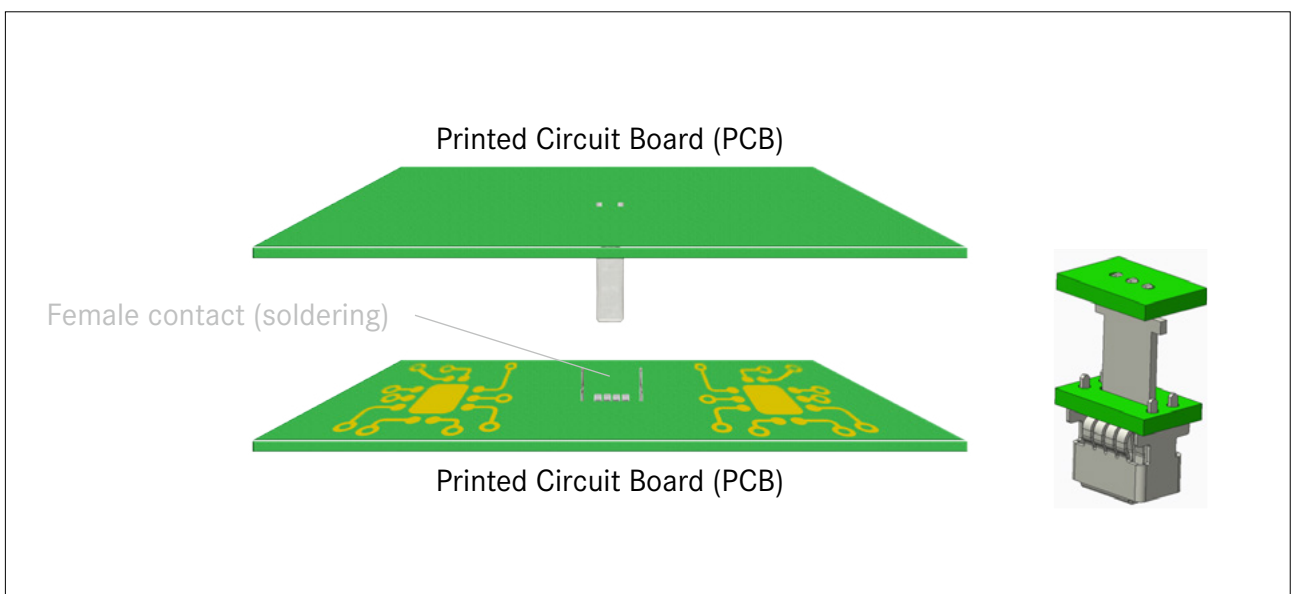
Female contact **above** PCB.





Female contact **under** PCB.

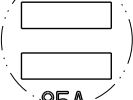
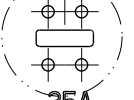
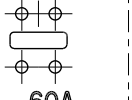

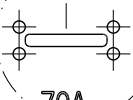
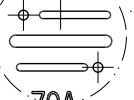
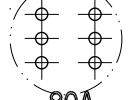

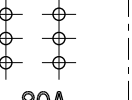
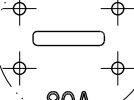

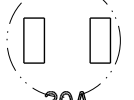
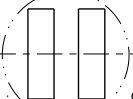
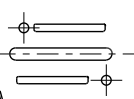
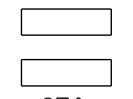
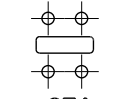
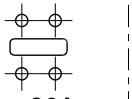
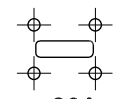
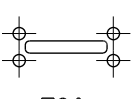
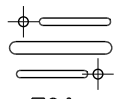
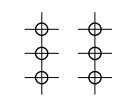
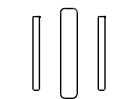
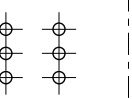
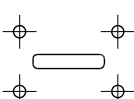
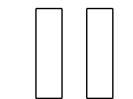
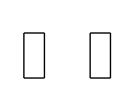


Female contact **above** PCB.



Female contact **under** PCB.



<p>P01BS00377</p>  <p>85A 11.6X1.6mm</p>	<p>P01BS00653</p>  <p>35A 6.0X1.0mm</p>	<p>P01BS00113</p>  <p>60A 6.0X1.0mm</p>	<p>P01BS00114</p>  <p>60A 6.0X1.0mm</p>	<p>P01BS00041</p>  <p>70A 8.0X0.8mm</p>	<p>P01BS00591</p>  <p>70A 10.0X1.0mm</p>
<p>P01BS00335</p>  <p>80A 8.0X1.0mm</p>	<p>P01BS00637</p>  <p>80A 10.0X1.6mm</p>	<p>P01BS00040</p>  <p>80A 8.0X0.8mm</p>	<p>P01BS00118</p>  <p>80A 8.0X0.8mm</p>	<p>P01BS00378</p>  <p>85A 11.6X2.8mm</p>	<p>P01BS00738</p>  <p>30A 6.0X1.0mm</p>
<p>P01BS00377</p>  <p>85A 11.6X1.6mm</p>	<p>Amphenol PCD Shenzhen</p> <p>https://www.amphenolpcd.com.cn</p>				<p>P01BS00591</p>  <p>70A 10.0X1.0mm</p>
<p>P01BS00377</p>  <p>85A 11.6X1.6mm</p>	<p>P01BS00653</p>  <p>35A 6.0X1.0mm</p>	<p>P01BS00113</p>  <p>60A 6.0X1.4mm</p>	<p>P01BS00114</p>  <p>60A 6.0X1.4mm</p>	<p>P01BS00041</p>  <p>70A 8.0X0.8mm</p>	<p>P01BS00591</p>  <p>70A 10.0X1.0mm</p>
<p>P01BS00335</p>  <p>80A 8.0X1.0mm</p>	<p>P01BS00637</p>  <p>80A 10.0X1.6mm</p>	<p>P01BS00040</p>  <p>80A 8.0X0.8mm</p>	<p>P01BS00118</p>  <p>80A 8.0X0.8mm</p>	<p>P01BS00378</p>  <p>85A 11.6X2.8mm</p>	<p>P01BS00738</p>  <p>30A 6.0X1.0mm</p>

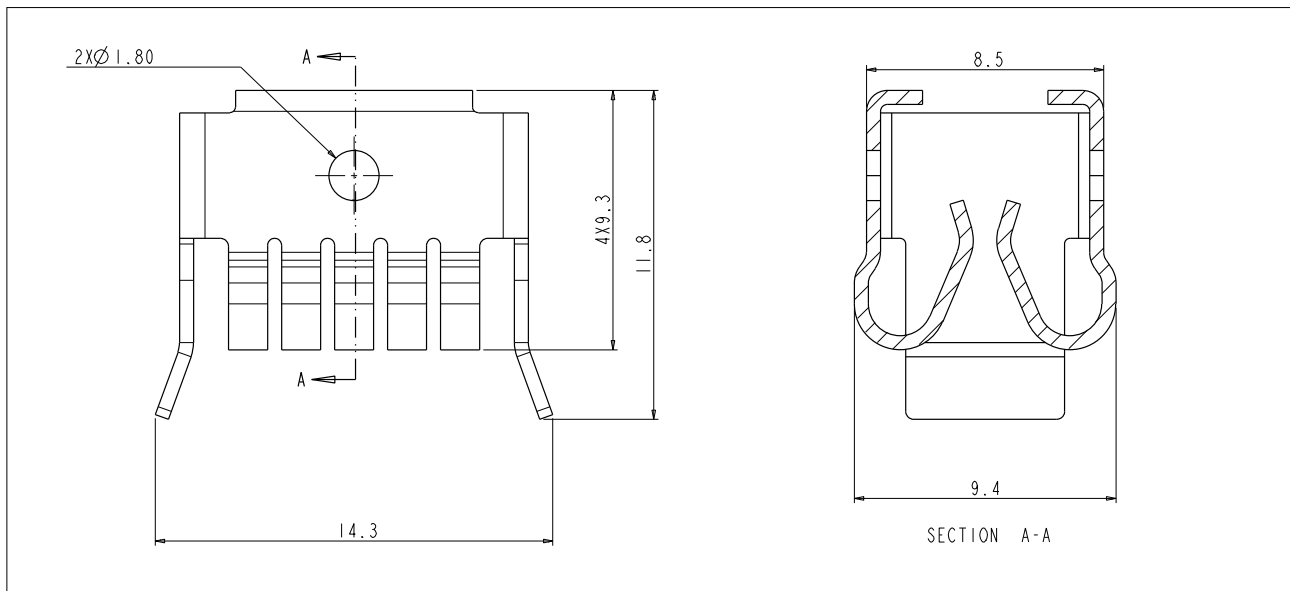


MECHANICAL	
Durability	> 50 mating cycles
Insertion force	< 35N
Pullout force	> 5N
Mateable with tab	1.6 x 11.6mm
Connection type	Soldering

ELCTRICAL	
Rated current	85A
Contact resistance	≤ 1.0mΩ
Temperature rise	≤ 55K

ENVIRONMENTAL	
Operating temperature	-40°C to 150°C
Ambient temperature	-40°C to 70°C
RoHS	Yes

MATERIAL	
Contact	Copper alloy
Plating	Tin

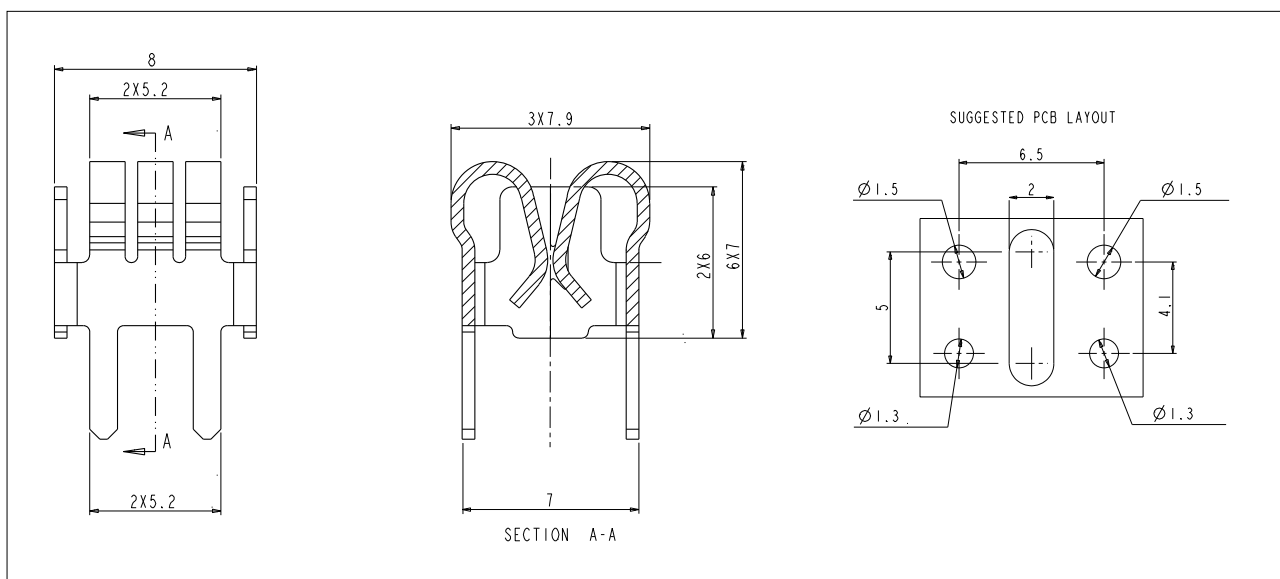


MECHANICAL	
Durability	> 50 mating cycles
Insertion force	< 35N
Pullout force	> 5N
Recommended Tab	Width: $6 \pm 0.1\text{mm}$ Thickness: $0 \pm 0.5\text{mm}$
Connection type	Soldering
ELCTRICAL	
Rated current	35A Max.
Contact resistance	$\leq 1.0\text{m}\Omega$
Temperature rise	$\leq 55\text{K}$



ENVIRONMENTAL	
Operating temperature	-40°C to 150°C
Ambient temperature	-40°C to 70°C
RoHS	Yes

MATERIAL	
Contact	Copper alloy
Plating	Tin

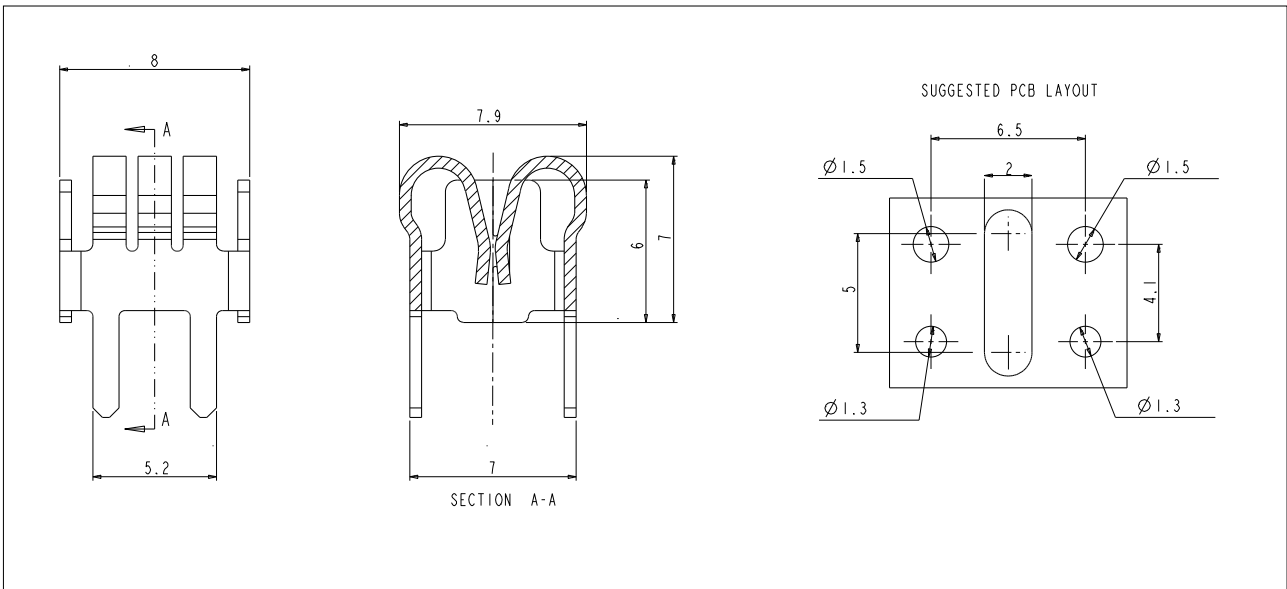




MECHANICAL	
Durability	> 50 mating cycles
Insertion force	< 35N
Pullout force	> 5N
Recommended Tab	Width: $6 \pm 0.1\text{mm}$ Thickness: $0 \pm 0.5\text{mm}$
Connection type	Soldering
ELCTRICAL	
Rated current	60A
Contact resistance	$\leq 1.0\text{m}\Omega$
Temperature rise	$\leq 55\text{K}$

ENVIRONMENTAL	
Operating temperature	-40°C to 150°C
Ambient temperature	-40°C to 70°C
RoHS	Yes

MATERIAL	
Contact	Copper alloy
Plating	Tin

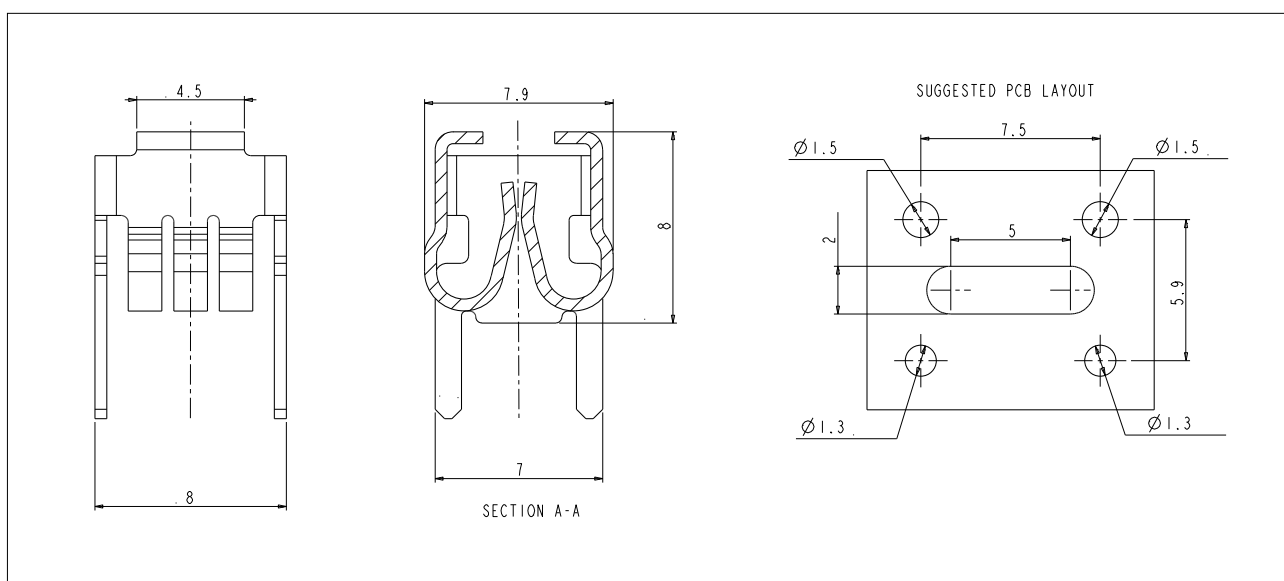


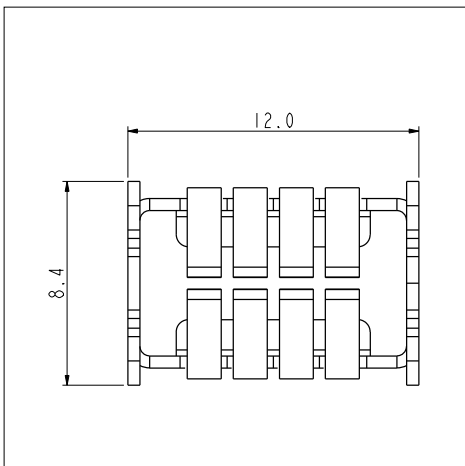

MECHANICAL	
Durability	> 50 mating cycles
Insertion force	< 35N
Pullout force	> 5N
Recommended Tab	Width: $6 \pm 0.1\text{mm}$ Thickness: $0 \pm 0.5\text{mm}$
Connection type	Soldering
ELCTRICAL	
Rated current	60A
Contact resistance	$\leq 1.0\text{m}\Omega$
Temperature rise	$\leq 55\text{K}$



ENVIRONMENTAL	
Operating temperature	-40°C to 150°C
Ambient temperature	-40°C to 70°C
RoHS	Yes

MATERIAL	
Contact	Copper alloy
Plating	Tin



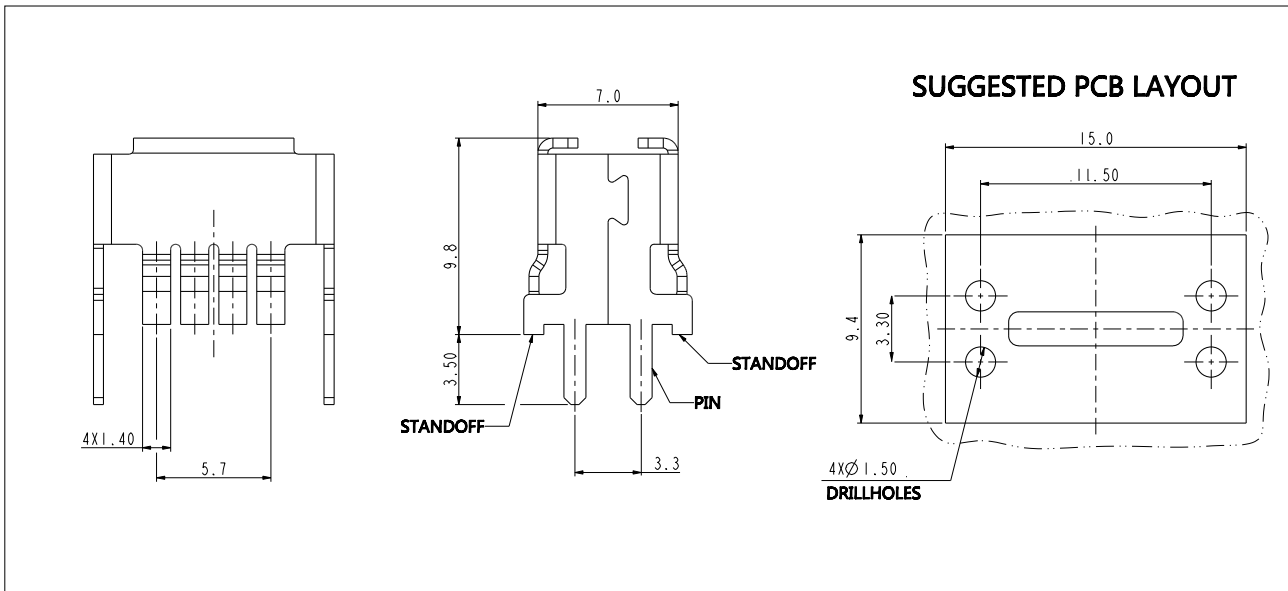


MECHANICAL	
Durability	> 50 mating cycles
Insertion force	< 35N
Pullout force	> 5N
Mateable with tab	8.0 x 1.0mm
Connection type	Soldering

ELCTRICAL	
Rated current	70A
Contact resistance	≤ 1.0mΩ
Temperature rise	≤ 55K



ENVIRONMENTAL	
Operating temperature	-40°C to 150°C
Ambient temperature	-40°C to 70°C
RoHS	Yes

MATERIAL	
Contact	Copper alloy
Plating	Tin

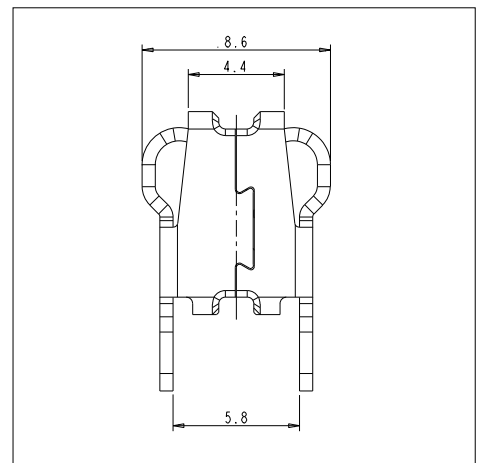


MECHANICAL	
Durability	> 50 mating cycles
Insertion force	< 35N
Pullout force	> 5N
Recommended Tab	Width: 10 ± 0.1mm Thickness: 1 ± 0.5mm
Connection type	Soldering

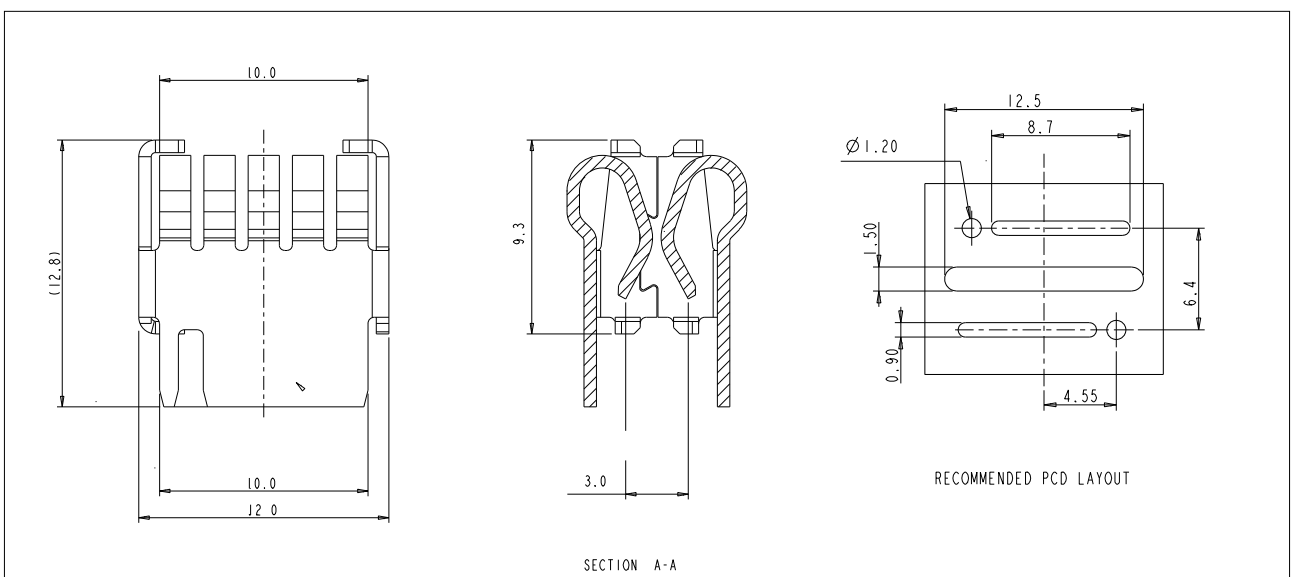
ELECTRICAL	
Rated current	70A Max.
Contact resistance	≤ 1.0mΩ
Temperature rise	≤ 35K

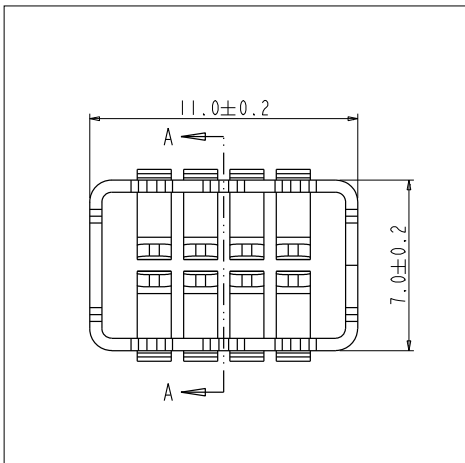


ENVIRONMENTAL	
Operating temperature	-40°C to 150°C
Ambient temperature	-40°C to 70°C
RoHS	Yes



MATERIAL	
Contact	Copper alloy
Plating	Silver



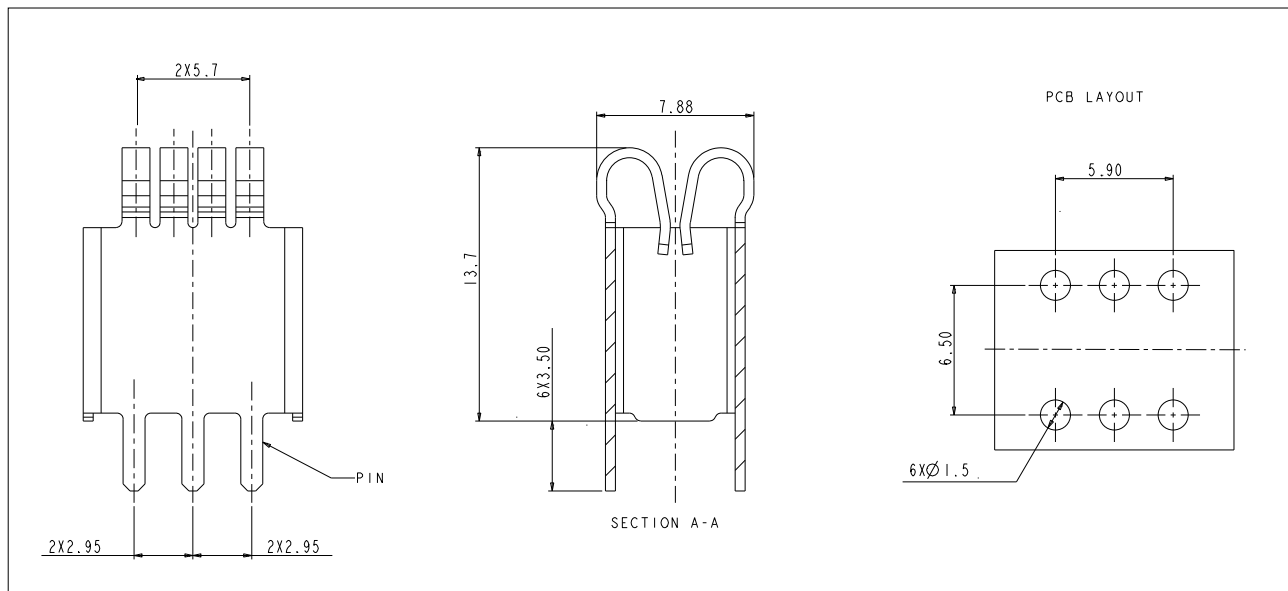


MECHANICAL	
Durability	> 50 mating cycles
Insertion force	< 35N
Pullout force	> 5N
Mateable with tab	8.0 x 1.0mm
Connection type	Soldering

ELCTRICAL	
Rated current	80A
Contact resistance	≤ 1.0mΩ
Temperature rise	≤ 55K

ENVIRONMENTAL	
Operating temperature	-40°C to 150°C
Ambient temperature	-40°C to 70°C
RoHS	Yes

MATERIAL	
Contact	Copper alloy
Plating	Tin

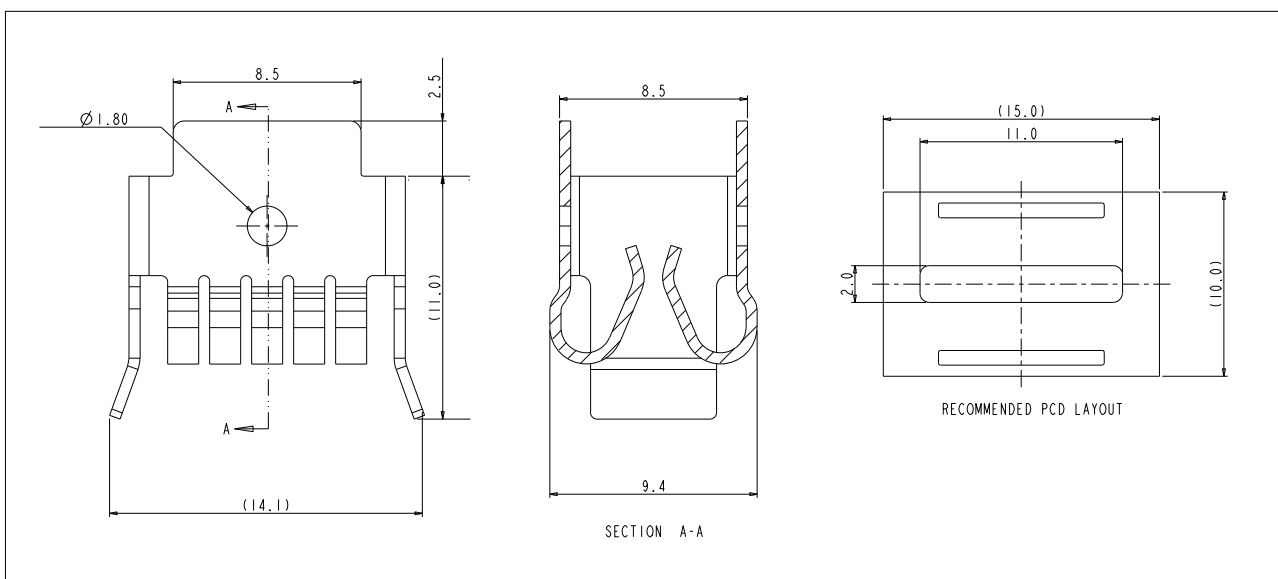


MECHANICAL	
Durability	> 50 mating cycles
Insertion force	< 35N
Pullout force	> 5N
Mateable with tab	1.6 x 10 mm
Connection type	Soldering

ELCTRICAL	
Rated current	80A
Contact resistance	≤ 1.0mΩ
Temperature rise	≤ 35K


ENVIRONMENTAL	
Operating temperature	-40°C to 150°C
Ambient temperature	-40°C to 70°C
RoHS	Yes

MATERIAL	
Contact	Copper alloy
Plating	Tin

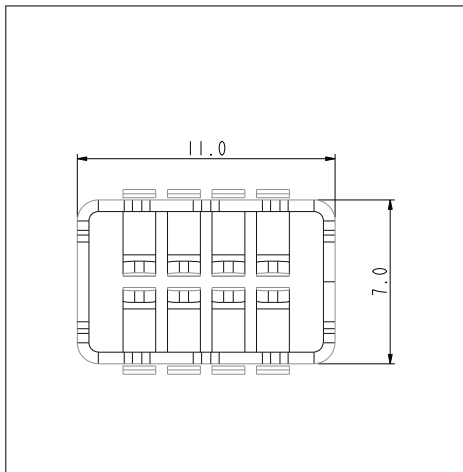




MECHANICAL	
Durability	> 50 mating cycles
Insertion force	< 35N
Pullout force	> 5N
Mateable with tab	8.0 x 1.0mm
Connection type	Soldering

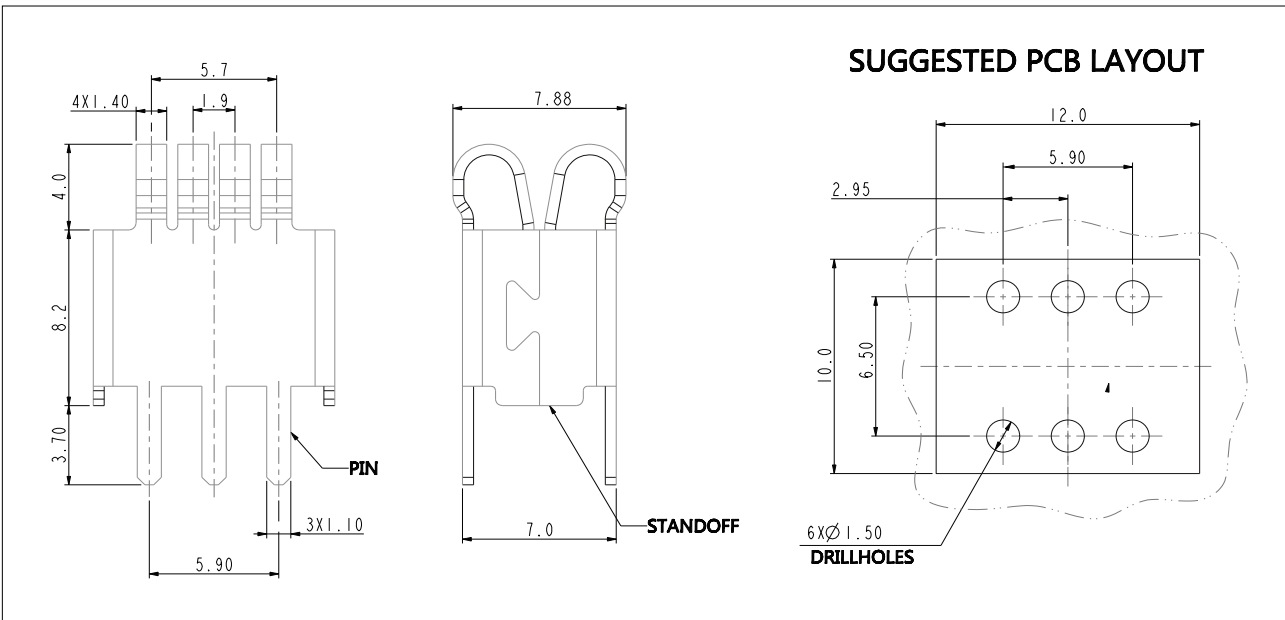


ELCTRICAL	
Rated current	80A
Contact resistance	≤ 1.0mΩ
Temperature rise	≤ 55K



ENVIRONMENTAL	
Operating temperature	-40°C to 150°C
Ambient temperature	-40°C to 70°C
RoHS	Yes

MATERIAL	
Contact	Copper alloy
Plating	Tin



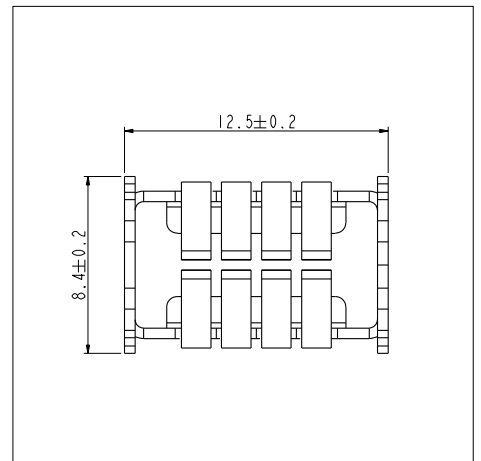
MECHANICAL	
Durability	> 50 mating cycles
Insertion force	< 35N
Pullout force	> 5N
Mateable with tab	8.0 x 0.8 mm
Connection type	Soldering



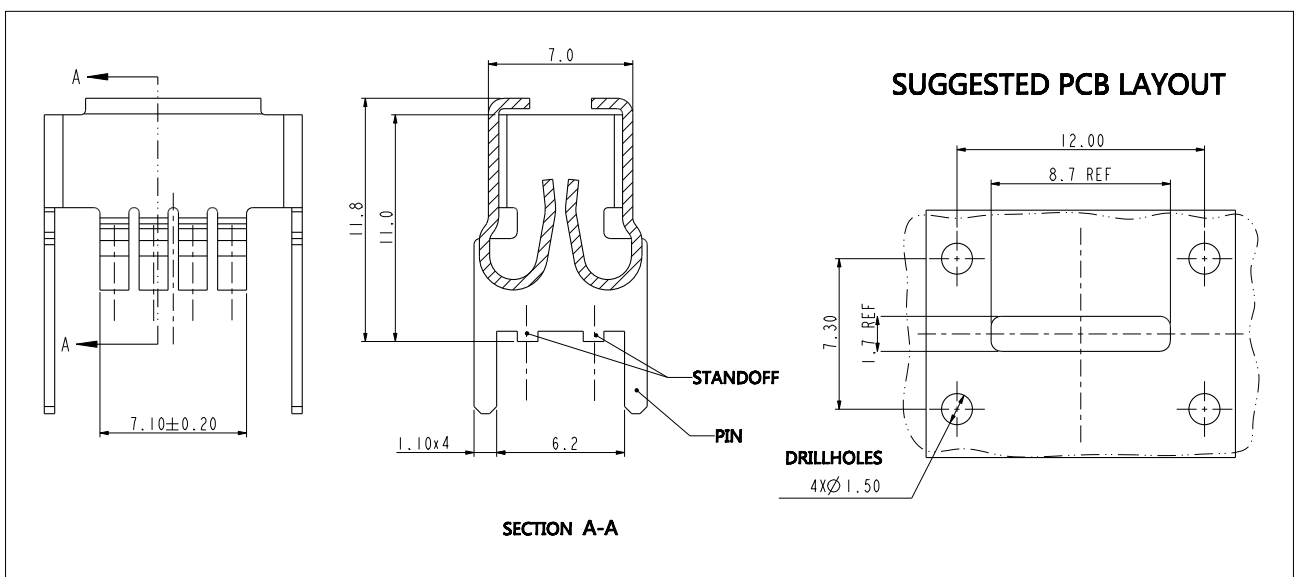
ELCTRICAL	
Rated current	80A
Contact resistance	≤ 1.0mΩ
Temperature rise	≤ 35K



ENVIRONMENTAL	
Operating temperature	-40°C to 150°C
Ambient temperature	-40°C to 70°C
RoHS	Yes



MATERIAL	
Contact	Copper alloy
Plating	Tin



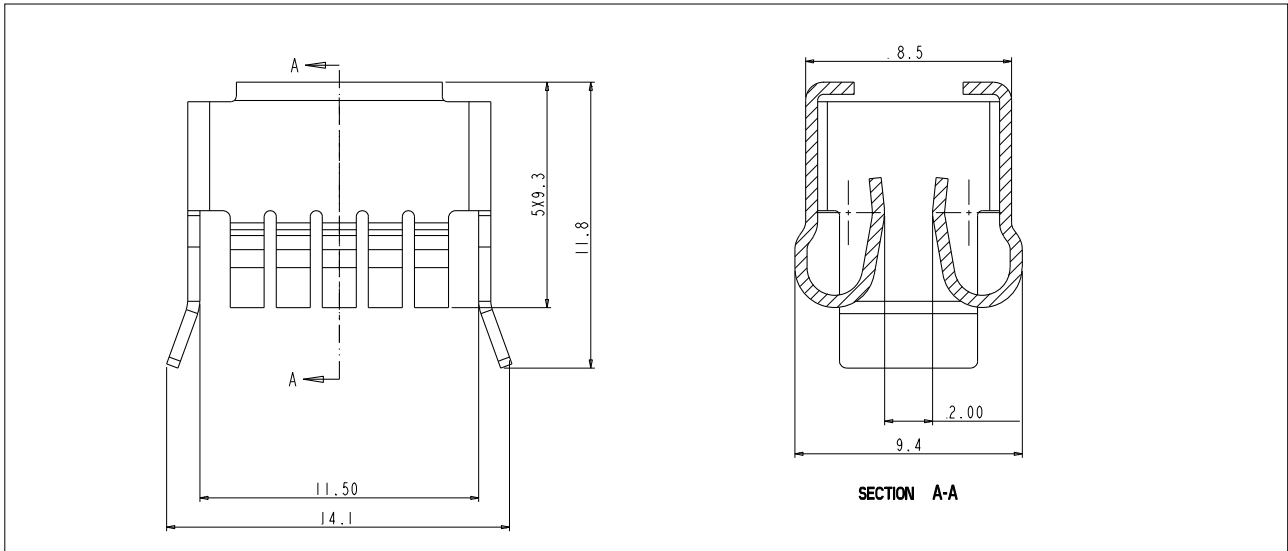


MECHANICAL	
Durability	> 50 mating cycles
Insertion force	< 35N
Pullout force	> 5N
Mateable with tab	2.8 x 11.6mm
Connection type	Soldering

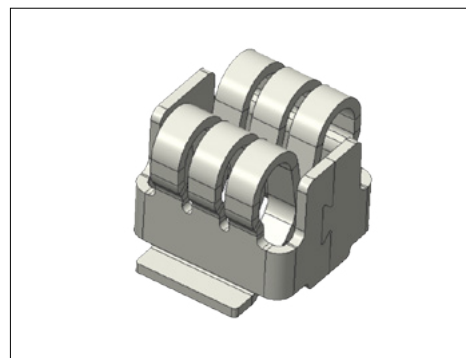
ELCTRICAL	
Rated current	85A
Contact resistance	≤ 1.0mΩ
Temperature rise	≤ 55K

ENVIRONMENTAL	
Operating temperature	-40°C to 150°C
Ambient temperature	-40°C to 70°C
RoHS	Yes

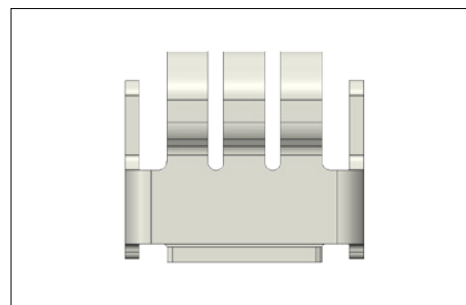
MATERIAL	
Contact	Copper alloy
Plating	Tin



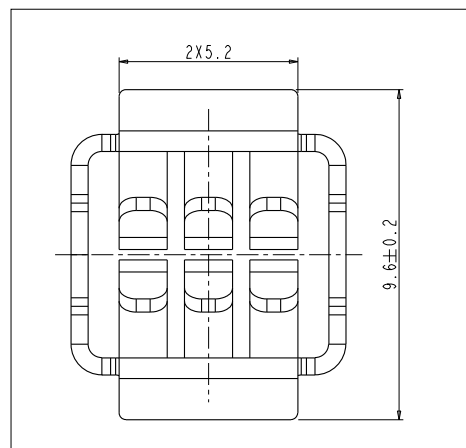
MECHANICAL	
Durability	> 50 mating cycles
Insertion force	< 35N
Pullout force	> 5N
Mateable with tab	8.0 x 0.8 mm
Connection type	Soldering



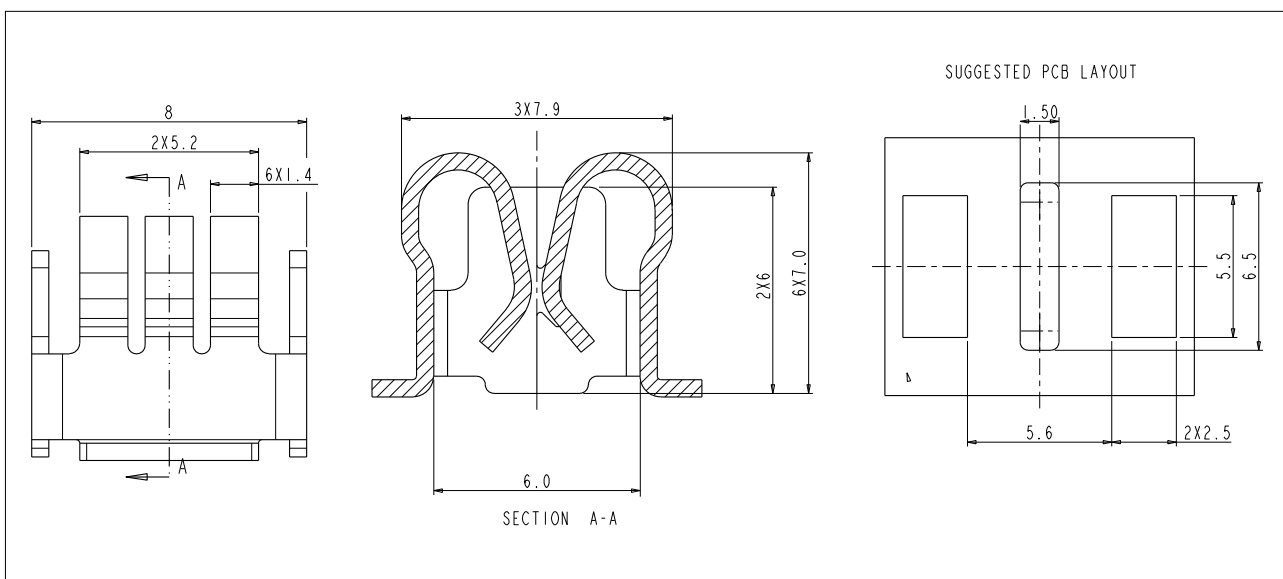
ELECTRICAL	
Rated current	80A
Contact resistance	≤ 1.0mΩ
Temperature rise	≤ 35K



ENVIRONMENTAL	
Operating temperature	-40°C to 150°C
Ambient temperature	-40°C to 70°C
RoHS	Yes



MATERIAL	
Contact	Copper alloy
Plating	Tin



MECHANICAL

Durability	> 50 mating cycles
Insertion force	< 35N
Pullout force	> 5N
Matching male contact	8.0 x 0.8mm
Connection type	Soldering

ELECTRICAL

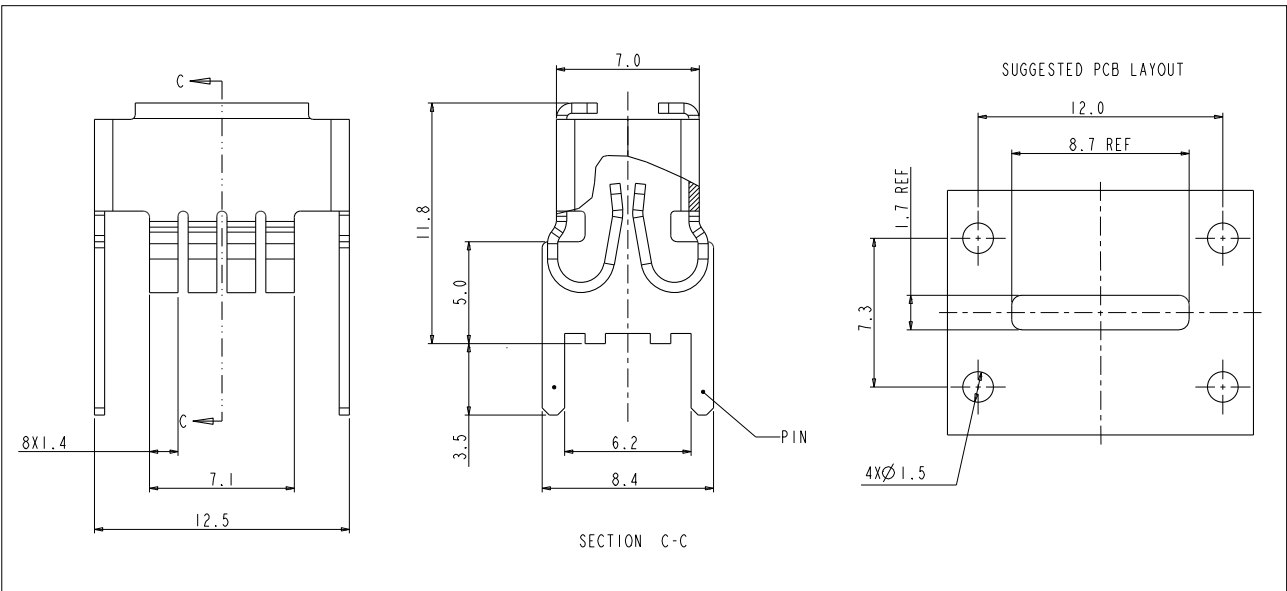

Rated current	80A
Contact resistance	≤ 1.0mΩ
Temperature rise	≤ 55K

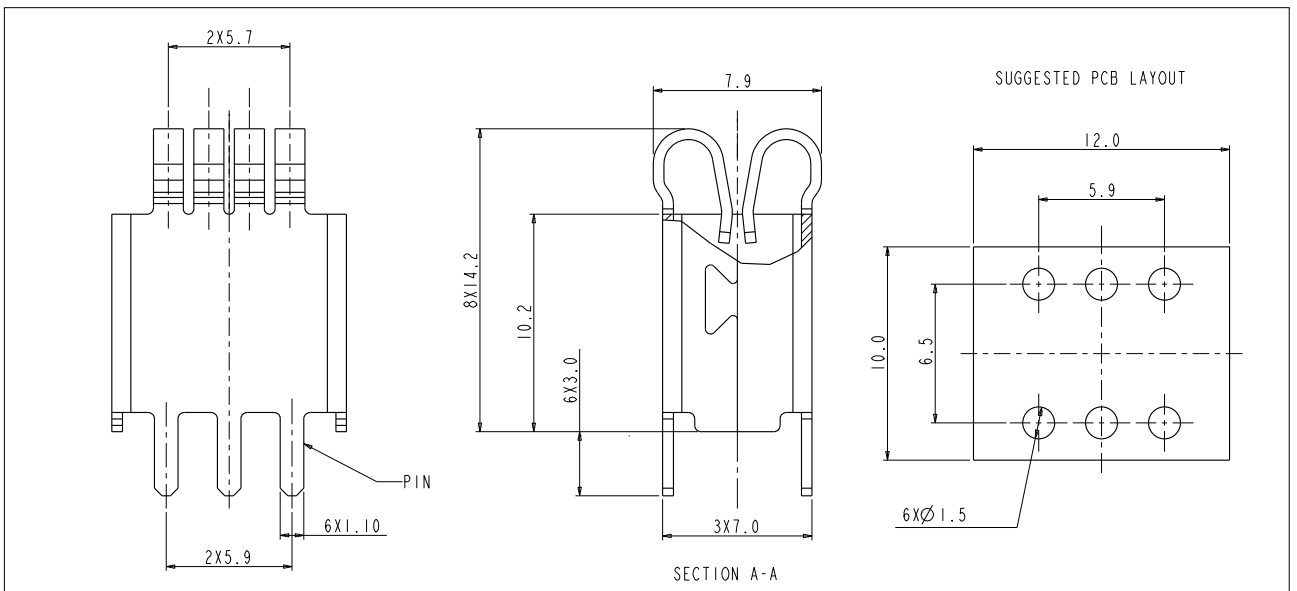
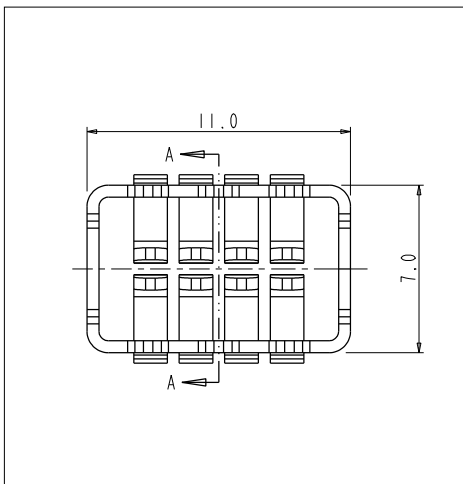
ENVIRONMENTAL

Operating temperature	-40°C to 125°C
Ambient temperature	-40°C to 70°C
RoHS	Yes

MATERIAL

Contact	Copper alloy
Plating	Tin





MECHANICAL	
Durability	> 50 mating cycles
Insertion force	< 35N
Pullout force	> 5N
Matching male contact	8.0 x 0.8mm
Connection type	Soldering

ELCTRICAL	
Rated current	80A
Contact resistance	≤ 1.0mΩ
Temperature rise	≤ 55K

ENVIRONMENTAL	
Operating temperature	-40°C to 125°C
Ambient temperature	-40°C to 70°C
RoHS	Yes

MATERIAL	
Contact	Copper alloy
Plating	Tin

MECHANICAL

Durability	> 50 mating cycles
Insertion force	< 35N
Pullout force	> 5N
Connection type	Crimping

ELECTRICAL

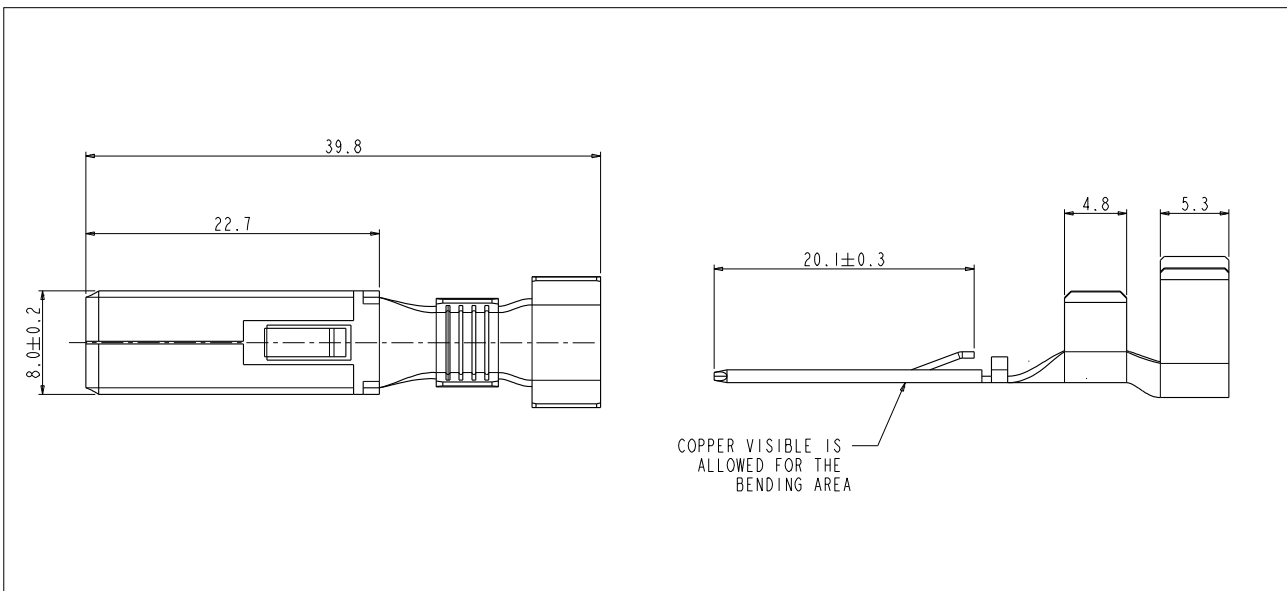
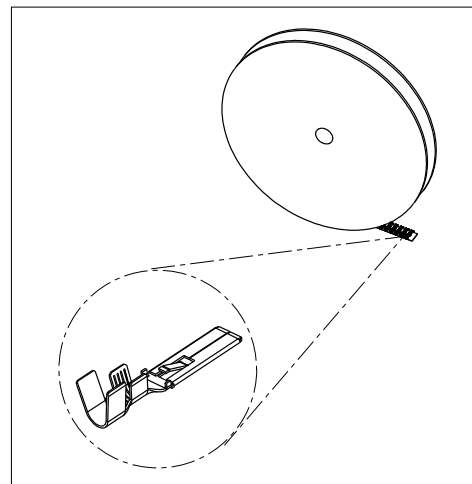
Rated current	40A (10mm ²)
Temperature rise	≤ 55K

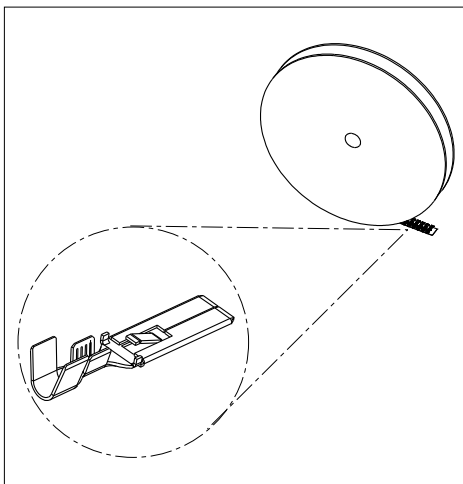
ENVIRONMENTAL

Operating temperature	-40°C to 125°C
Ambient temperature	-40°C to 70°C
RoHS	Yes

MATERIAL

Contact	Copper alloy
Plating	Tin



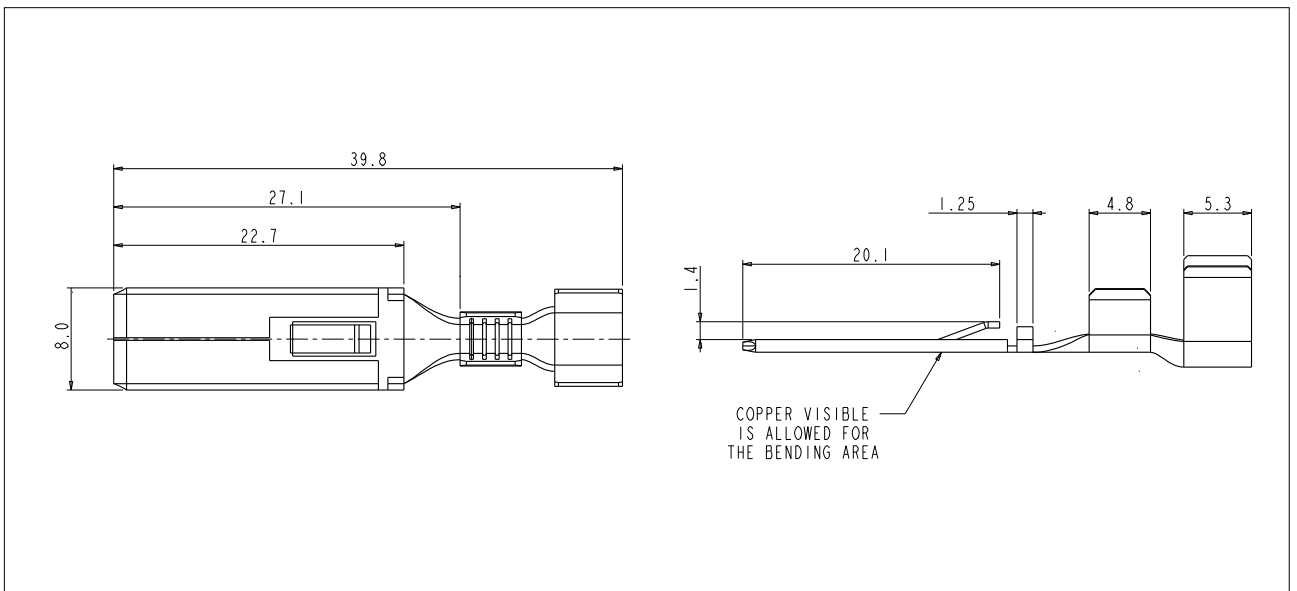


MECHANICAL	
Durability	> 50 mating cycles
Insertion force	< 35N
Pullout force	> 5N
Connection type	Crimping

ELCTRICAL	
Rated current	30A (4mm ²)
Temperature rise	≤ 55K

ENVIRONMENTAL	
Operating temperature	-40°C to 125°C
Ambient temperature	-40°C to 70°C
RoHS	Yes

MATERIAL	
Contact	Copper alloy
Plating	Tin





AMPHENOL PCD

Amphenol PCD Shenzhen

Building C
Dagang Industrial Zone
Guangming District
Shenzhen 518132
China

Tel.: +86 755-8173-8000
Email: inquiry@amphenolpcd.com.cn

www.amphenolpcd.com.cn



Notes:

Amphenol PCD Shenzhen has made every effort to ensure that the information contained in this catalog is accurate at the time of publication. Specifications or information stated in this publication are subject to change without notice.

Amphenol PCD Shenzhen reserves the right to clarify this catalog.