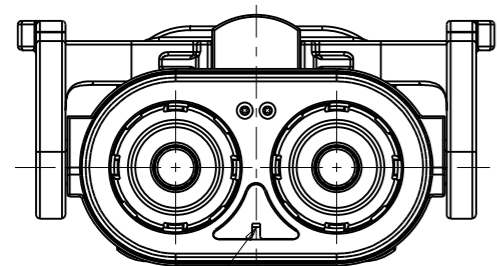
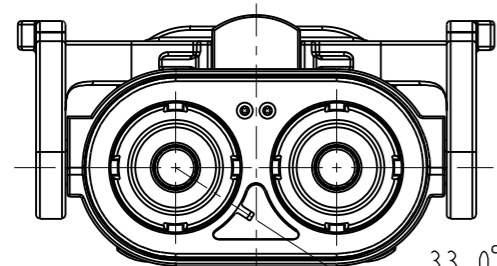


Amphenol PCD SZ
ORIGINAL
PDF Format
R&D

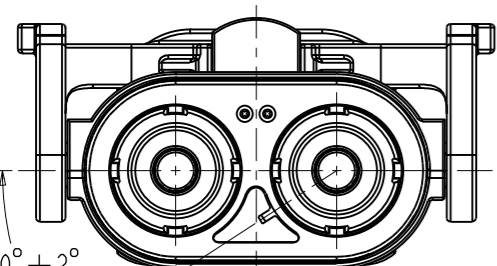
REV	ECN	DESCRIPTION	DATE	MODIFIED
B	C3005	ADD CODING C	2017.12.21	ROY.QU
C	R3409N	SIZE CHANGE OF STERN COVER	2019.08.14	DICK.RAO
D	R4010W	ADJUST THE DATA/CORRECT THE ERROR	2019.12.25	LEON.YANG
E	R5559W	UPDATE TECHNICAL DATA AND ERROR DESCRIPTION	2021.06.29	LEON.YANG



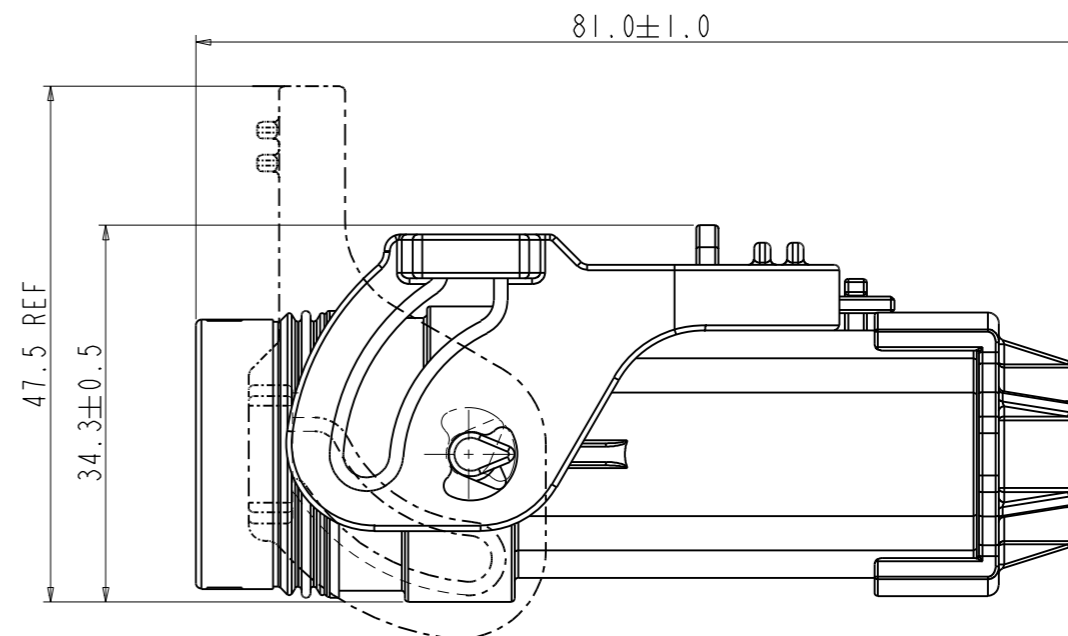
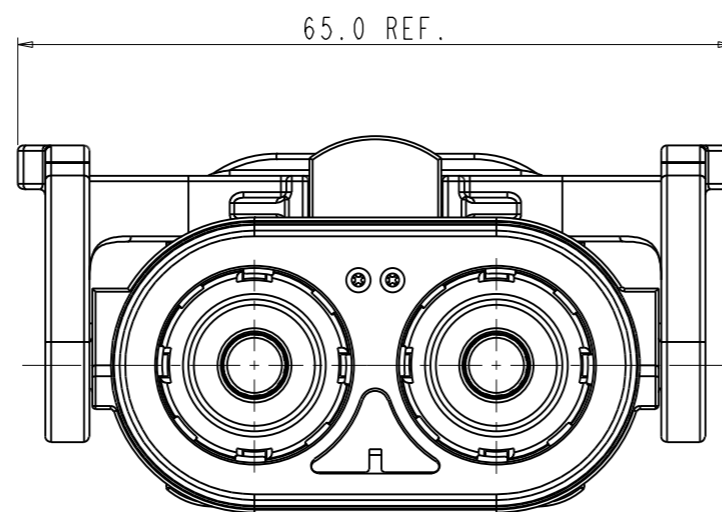
KEY
HVSL 600 06 2 A
CODING A



HVSL 600 06 2 B
CODING B



HVSL 600 06 2 C
CODING C



NOTES:

- MATERIAL & FINISH:
 PLASTIC BODY: ZINC ALLOY COLOR ZINC PLATED
 POWER CONTACT: COPPER ALLOY SILVER PLATED
 HVIL CONTACTS: COPPER ALLOY GOLD PLATED
 SEAL RING: SI

2. PART NUMBER DESCRIPTION:

HVSL 600 06 2 X X XX

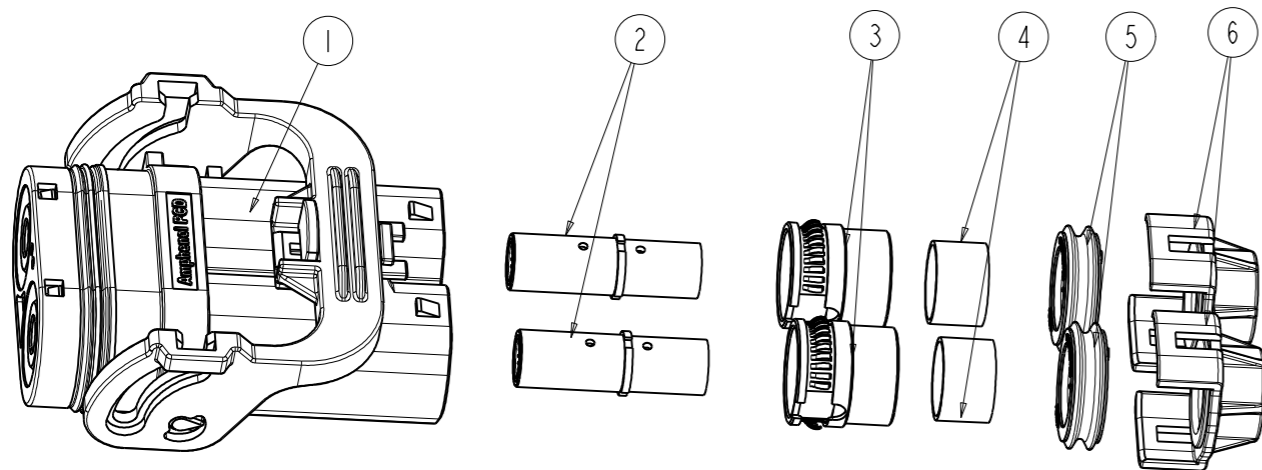
- A: CODING A 0: WITHOUT HVIL 25: CROSS-SECTION 25mm²
 B: CODING B 1: WITH HVIL SHIELDING WIRE OD=11.9 ± 0.3mm
 C: CODING C 16: CROSS-SECTION 16mm²
 SHIELDING WIRE OD=11.2 ± 0.25mm

DIMENSIONS	TOLERANCES	PROJECTION	TITLE		
ANSI Y14.5M UNITS: MM Pro/E FILE	.X ±0.5 .XX ±0.05 ANGLES ±2°		Amphenol PCD Shenzhen ENGR Robin Yuan 2016.12.21 CHKD <i>Sebas</i> APPD <i>Derek</i>		
ORIGINAL	THIS DOCUMENT CONTAINS PROPRIETARY INFORMATION WHICH IS THE CONFIDENTIAL PROPERTY OF AMPHENOL PCD SHENZHEN		SIZE A3 CODE: 58982	DWG NO. C-HVSL5600062XXXX SCALE: 3:2	REV E SHEET 1 OF 2

C-HVSL5600062XXXX

C-HVSL5600062XXXX

C-HVSL5600062XXXX



ASSEMBLY P/N	ITEM	COMPONENT P/N	CABLE SIZE	DESCRIPTION	Q'TY
HVSL5600062XIXX (WITH HVIL)	6	C2200036952	16mm ²	END CAP (WIRE OD=11.2 ± 0.25mm)	2
		C2200036951	25mm ²	END CAP (WIRE OD=11.9 ± 0.3mm)	2
	5	C2700036492	16mm ²	CABLE SEAL (WIRE OD=11.2 ± 0.25mm)	2
		C2700036491	25mm ²	CABLE SEAL (WIRE OD=11.9 ± 0.3mm)	2
	4	C200003641	25mm ²	INNER FERRULE	2
		P03BM00326	16mm ²	INNER FERRULE	2
	3	C420003618	N/A	16mm ² AND 25mm ² OUTER FERRULE	2
	2	C4200036172	16mm ²	SOCKET CONTACT ASSEMBLY	2
		C4200036171	25mm ²	SOCKET CONTACT ASSEMBLY	2
	1	SEE TABLE 1	N/A	MAIN BODY & WITH HVIL	1

C-HVSL5600062XXXX

TECHNICAL DATA		
CURRENT RATE (25MM ² CABLE)	120A @ AMBIENT 70°C	✦
CURRENT RATE (16MM ² CABLE)	80A @ AMBIENT 70°C	✦
CURRENT RATE (0.5MM ² CABLE)	5A @ AMBIENT 70°C	✦
RATING VOLTAGE (OVERVOLTAGE CATEGORY II POLLUTION DEGREE 2)	1000V DC	✦
DIELECTRIC WITHSTANDING VOLTAGE	POWER PIN:3000V AC(RMS) HVIL PIN:660V AC(RMS)	✦
INSULATION RESISTANCE	200MΩ MIN. @25°C NO CABLE	✦
DURABILITY	50 CYCLES	◎
SHIELDING	YES	
WATERPROOF (MATED CONDITION)	IP67, IP6K9K	✦
PROTECTION LEVEL(UNMATED)	IP2XB	✦
OPERATING TEMPERATURE	-40~125°C	
AMBIENT TEMPERATURE	-40~70°C	
RoHS COMPLIANCE	YES	✦

✦ :CRITICAL CHARACTERISTICS
◎ :IMPORTANT CHARACTERISTICS

TABLE 1
HVSL5600062XI SELECTION:

MAIN BODY P/N	KEY X
HVSL5600062A1	KEY A
HVSL5600062B1	KEY B
HVSL5600062C1	KEY C

TABLE 2
HVSL5600062X0 SELECTION:

MAIN BODY P/N	KEY X
HVSL5600062A0	KEY A
HVSL5600062B0	KEY B
HVSL5600062C0	KEY C

ASSEMBLY P/N	ITEM	COMPONENT P/N	CABLE SIZE	DESCRIPTION	Q'TY
HVSL5600062X0XX (WITHOUT HVIL)	6	C2200036952	16mm ²	END CAP (WIRE OD=11.2 ± 0.25mm)	2
		C2200036951	25mm ²	END CAP (WIRE OD=11.9 ± 0.3mm)	2
	5	C2700036492	16mm ²	CABLE SEAL (WIRE OD=11.2 ± 0.25mm)	2
		C2700036491	25mm ²	CABLE SEAL (WIRE OD=11.9 ± 0.3mm)	2
	4	C200003641	25mm ²	INNER FERRULE	2
		P03BM00326	16mm ²	INNER FERRULE	2
	3	C420003618	N/A	16mm ² AND 25mm ² OUTER FERRULE	2
	2	C4200036172	16mm ²	SOCKET CONTACT ASSEMBLY	2
		C4200036171	25mm ²	SOCKET CONTACT ASSEMBLY	2
	1	SEE TABLE 2	N/A	MAIN BODY & WITHOUT HVIL	1

C-HVSL5600062XXXX

SIZE A3	DWG NO. C-HVSL5600062XXXX	REV E
CODE: 58982	SCALE: 1:1	SHEET 2 OF 2