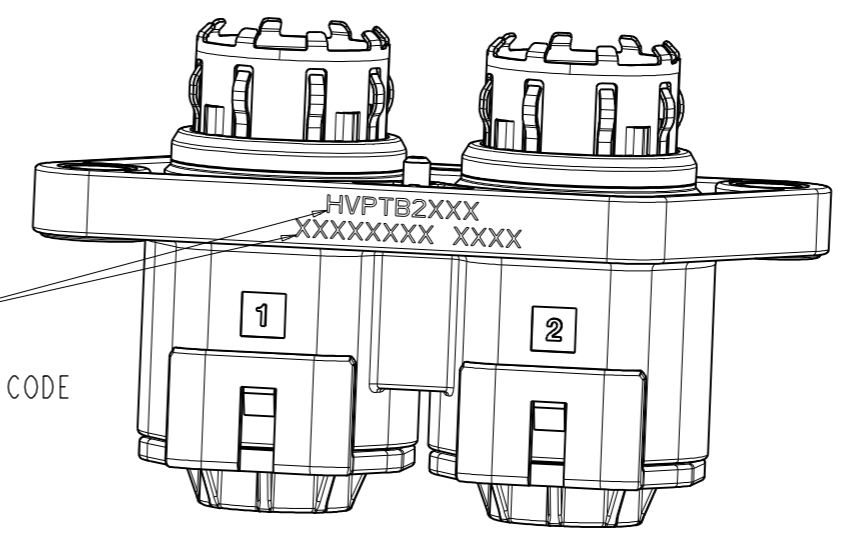
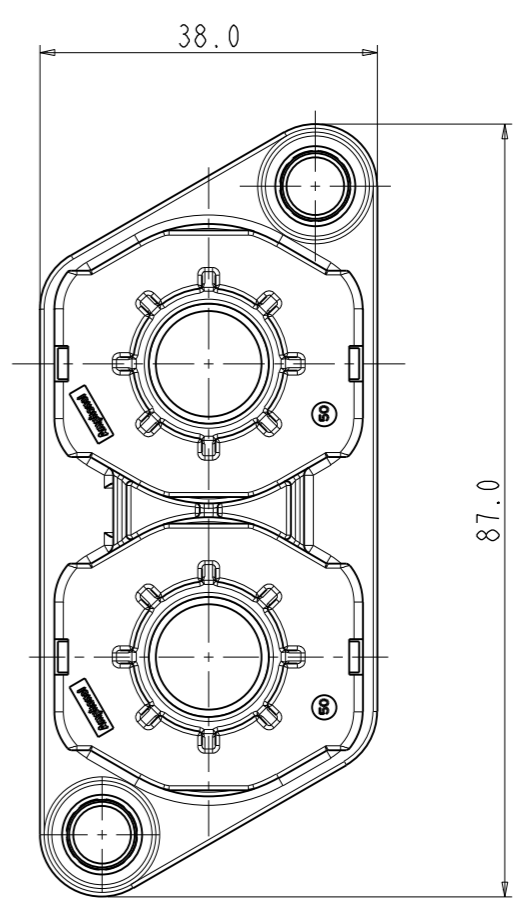
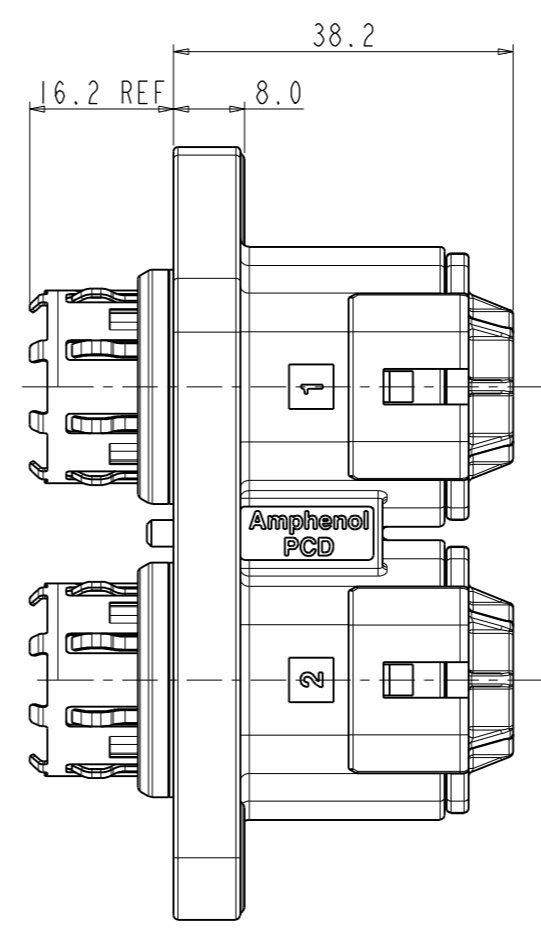
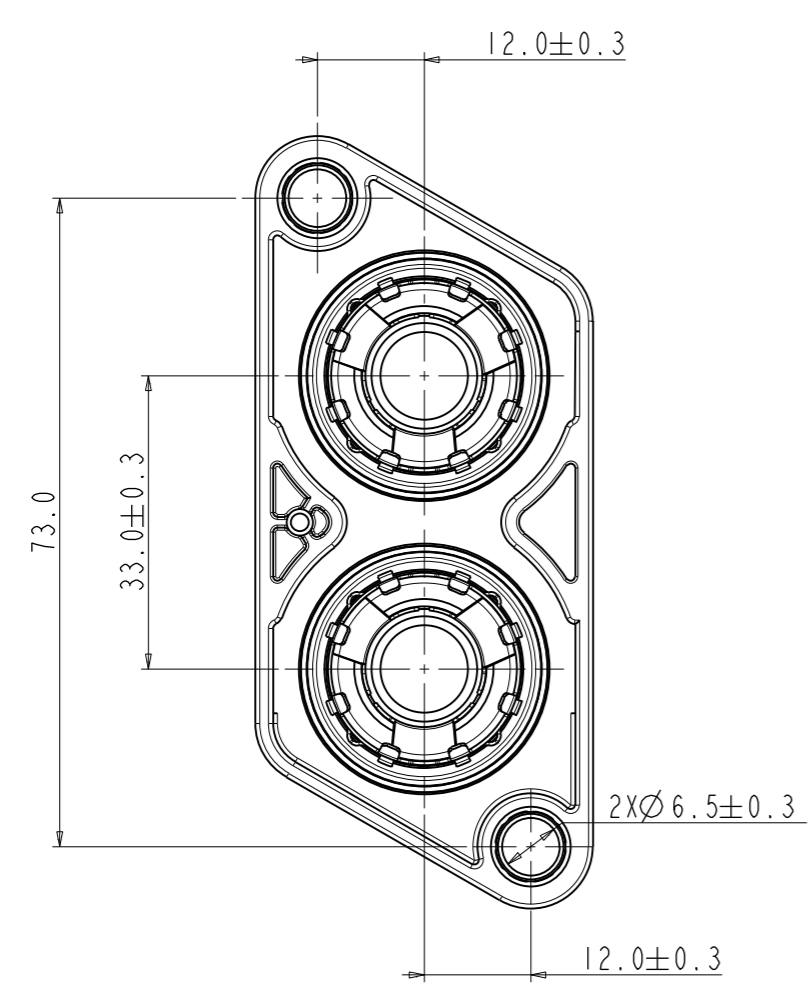


C-HVPTB2XXX

REV	ECN	DESCRIPTION	DATE	MODIFIED
A		RELEASE	2017.03.20	
B	C4079N	Modify technical data	2020.01.13	
C	R4119N	Increase parts details	2020.02.24	
D	C5322N	Change cable sealing	2021.04.08	

ORIGINAL  
PDF Format  
R&D



PRINTING CONTENT:  
FIRST LINE:P/N  
SECOND LINE:TRACEABILITY CODE

HVPTB 2 B XX	
25:	FOR 25mm <sup>2</sup> Shielded WIRE;OD=11.9±0.4mm
35:	FOR 35mm <sup>2</sup> Shielded WIRE;OD=14.2±0.4mm
50:	FOR 50mm <sup>2</sup> Shielded WIRE;OD=16.5±0.4mm
70:	FOR 70mm <sup>2</sup> Shielded WIRE;OD=19.0±0.4mm

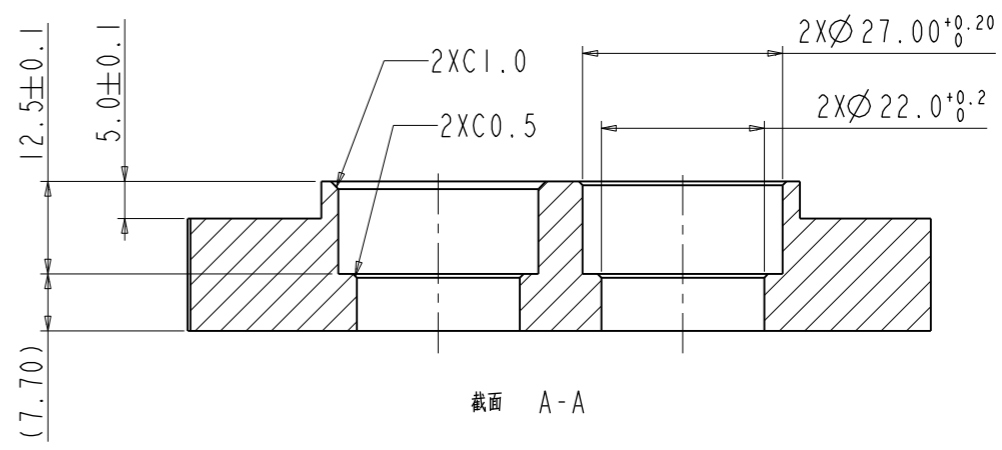
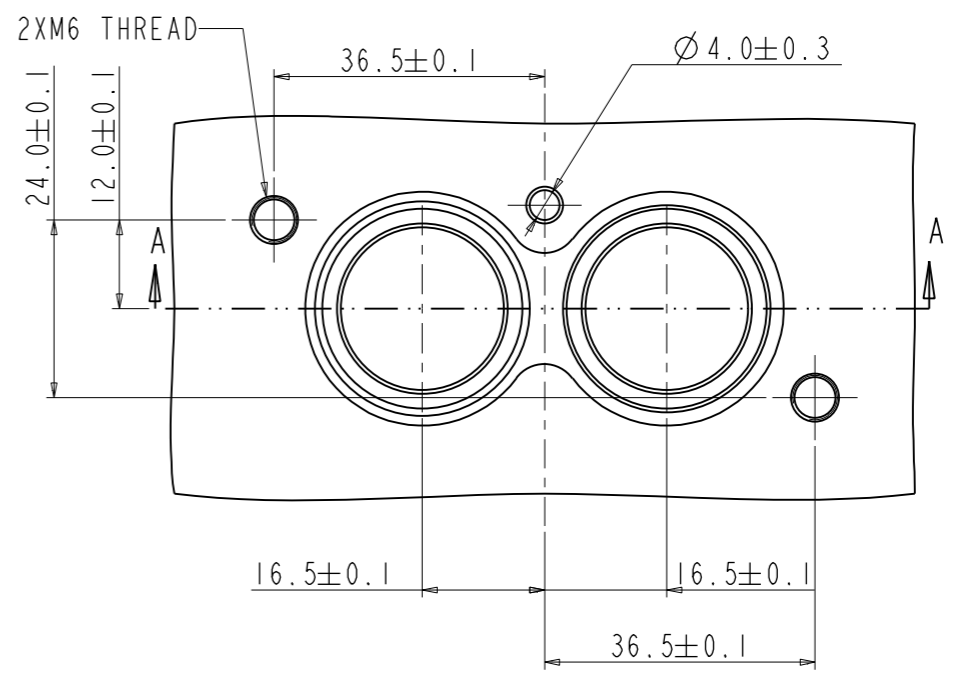
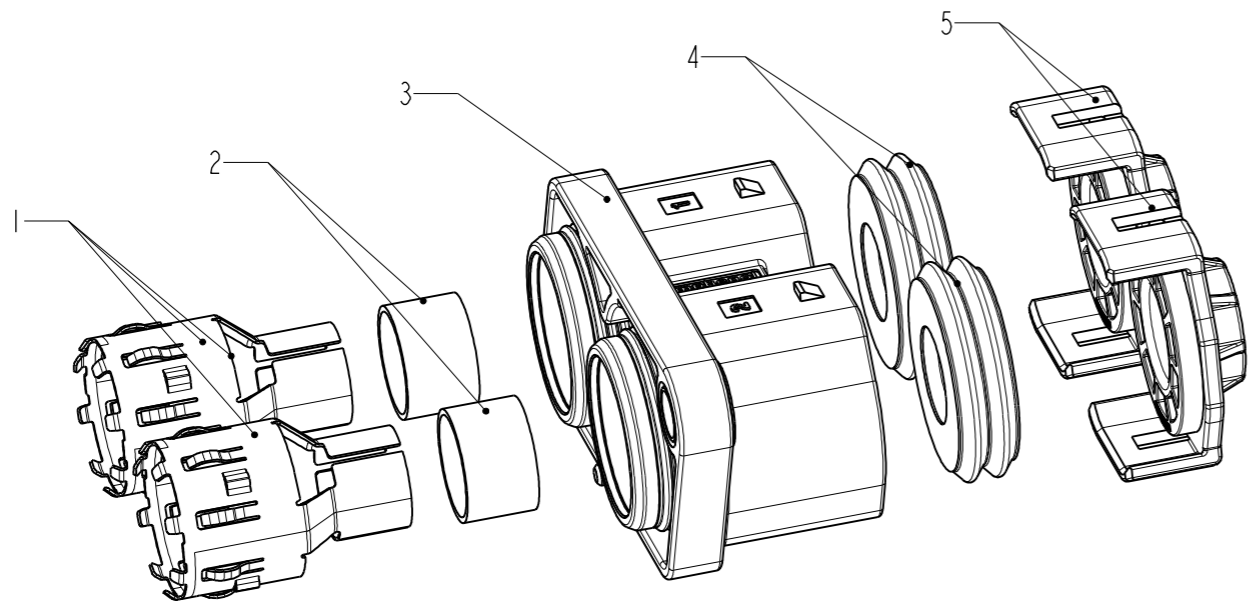
TECHNICAL DATA:	
OPERATING TEMPERATURE	-40-125°C
SHIELDING	YES
RoHS	YES
WATERPROOF	IP67&IP6K9K
CORROSION-PROOF GRADE (SALT FOG TEST)	48 HOURS

DIMENSIONS	TOLERANCES	PROJECTION	TITLE		
ANSI Y14.5M	.X ±0.5		Amphenol PCD Shenzhen		
UNITS: MM	.XX ±0.05		ENGR	2017.03.20	
Pro/E FILE	ANGLES ±2°		CHKD	APPD	
ORIGINAL	THIS DOCUMENT CONTAINS PROPRIETARY INFORMATION WHICH IS THE CONFIDENTIAL PROPERTY OF Amphenol PCD Shenzhen Co. Ltd Amphenol PCD Shenzhen Co. Ltd RESERVES THE RIGHT TO CLARIFY THIS DRAWING		SIZE	DWG NO.	REV
			A3	C-HVPTB2XXX	D
			CODE: 58982	SCALE: 1:1	SHEET 1 OF 2

C-HVPTB2XXX

C-HVPTB2XXX

C-HVPTB2XXX



PANNEL DRAWING

ITEM	P/N	DESCRIPTION	QTY
1	C310003642	SHIELDING FOR 25MM^2 CABLE	2
	C310003643	SHIELDING FOR 35MM^2 CABLE	
	C310003644	SHIELDING FOR 50MM^2 CABLE	
	C310003645	SHIELDING FOR 70MM^2 CABLE	
2	C2000036633	OUT FERRULE FOR 25MM^2 CABLE	2
	C2000036632	OUT FERRULE FOR 35MM^2 CABLE	
	C2000036631	OUT FERRULE FOR 50MM^2 CABLE	
	C2000036630	OUT FERRULE FOR 70MM^2 CABLE	
3	P02B000084	HVPTB BODY	1
4 D	P01BR00284	CABLE SEALING FOR 25MM^2	2
	P01BR00285	CABLE SEALING FOR 35MM^2	
	P01BR00286	CABLE SEALING FOR 50MM^2	
	P01BR00287	CABLE SEALING FOR 70MM^2	
5	c2200037253	BACK CAP FOR 25MM^2 CABLE	2
	c2200037252	BACK CAP FOR 35MM^2 CABLE	
	c2200037251	BACK CAP FOR 50MM^2 CABLE	
	c2200037254	BACK CAP FOR 70MM^2 CABLE	

C-HVPTB2XXX

C-HVPTB2XXX